



*“The Lean Power Solution”*

# PRODUCT SELECTOR GUIDE

Version 4.3

Copyright 2006 Silicon Standard Corp. All rights reserved.



recycled fiber



## **INTRODUCTION**

Silicon Standard Corp. is a fabless analog/mixed signal semiconductor company focusing on Power Management products, based in the US and founded by seasoned industry leaders who understand what customers need. The company is headquartered in Silicon Valley, with established supply chain operations in Asia and sales channels throughout the world, ensuring responsive service with high-quality products at competitive prices.

## **PRODUCT OFFERINGS**

Silicon Standard Corp. is determined to reduce costs and eliminate single-source problems, by providing cost-effective alternate-source solutions for top-tier electronics OEMs through the development of the following:

- A broad range of drop-in compatible products
- Alternate-sources with un-required features reduced or eliminated
- Drop-in (pin-for-pin) alternate sources
- Custom designed products

## **QUALITY POLICY**

Quality is of the utmost importance in our corporate culture. Silicon Standard Corp. shall meet or exceed the defined requirements of our customers by providing quality products matched with superlative service and outstanding customer support. Silicon Standard Corp. is dedicated to constantly refining its products and processes through continuous improvement activities.

## **ROHS COMPLIANCE**

Silicon Standard is committed to supporting the developing RoHS and WEEE requirements. The products in this catalog can all be supplied in compliance with these standards.





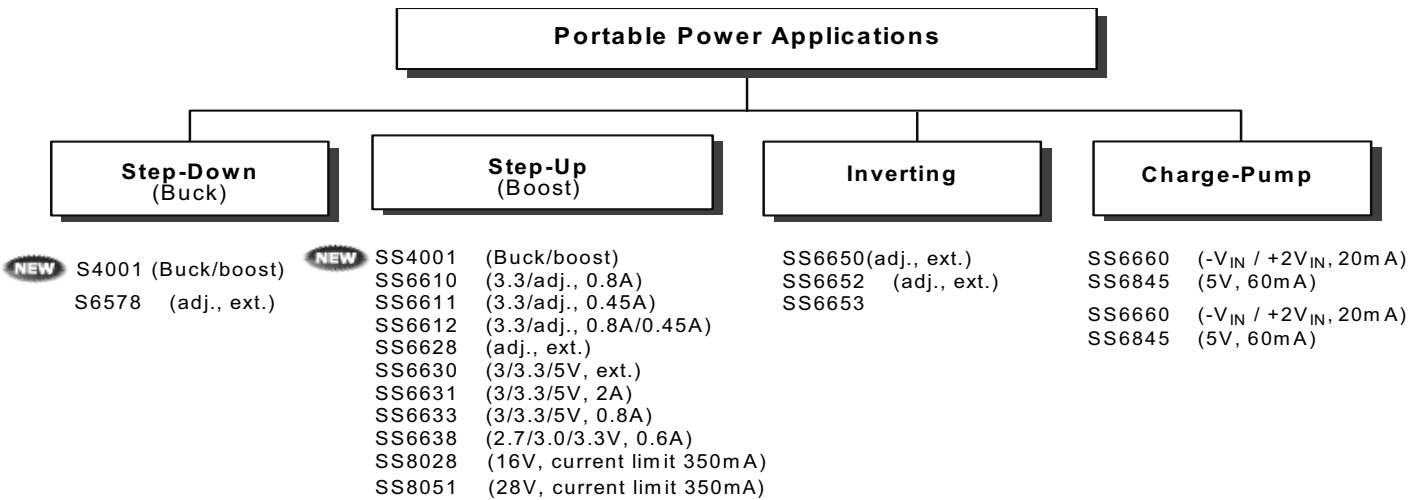
## TABLE OF CONTENTS

<b>DC/DC Power Conversion</b>	
Switching Voltage Regulators .....	2, 3
Linear Voltage Regulators .....	4, 5
<b>Power Management</b>	
Battery Management .....	6
Power Switch .....	7
High Current Drivers .....	7
Supervisory IC .....	8
Temperature Sensors/Detectors .....	8
<b>Analog Products</b>	
IR Preamplifiers .....	8
Op Amps .....	8
SCSI Termination .....	8
<b>Power MOSFETs</b>	
TO-220 .....	9
TO220FM/TO-220CFM .....	9
TO-251 (I-PAK)/ TO-252 (D-PAK) .....	10
TO-262 (I <sup>2</sup> -PAK) .....	10
TO-263 (D <sup>2</sup> -PAK) .....	11
TSSOP-6 (SOT-26) .....	11
TSSOP-8 .....	11
SOT-323 (SC-70) .....	12
SOT-223 .....	12
SOT-23-3 .....	12
ESO-8 .....	12
SO-8 .....	13, 14
PDIP-8 .....	15
<b>IGBTs</b> .....	15
<b>Diodes/Rectifiers</b>	
Standard Rectifiers .....	16
Schottky Rectifiers .....	17
Fast Rectifiers .....	18
SuperFast Rectifiers .....	19
High Efficiency Rectifiers .....	19
<b>Bridge Rectifiers</b>	
Standard Bridge Rectifiers .....	20, 21
Superfast Bridge Rectifiers .....	22
High Efficiency Bridge Rectifiers .....	22
<b>Small Signal Diodes</b>	
Switching Diodes .....	22
Small Signal Schottky Diodes .....	23
<b>Zener Diodes</b> .....	23
<b>Transient Voltage Suppressors</b>	
Unidirectional .....	23
Bidirectional .....	23

For the latest product listing, check [www.SiliconStandard.com](http://www.SiliconStandard.com)



# DC/DC POWER CONVERSION SWITCHING VOLTAGE REGULATORS

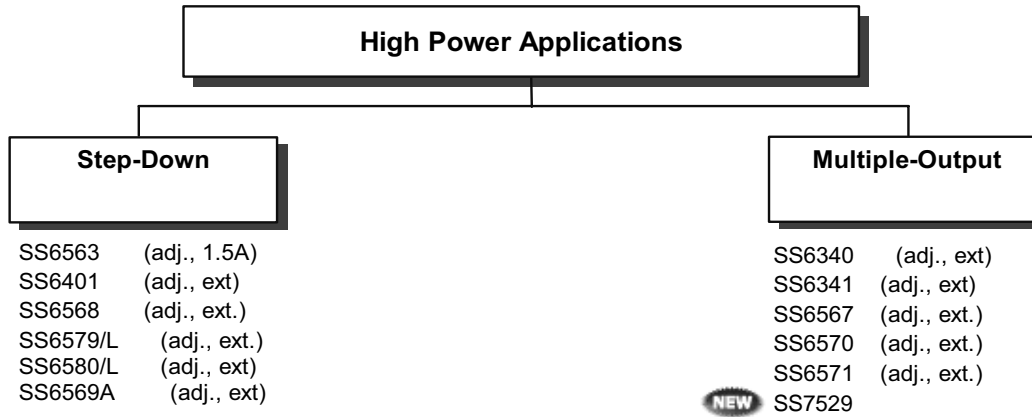


Part No.	Input Volt. Range (V)	Output Volt. (V)	Quiescent Current	Shutdown Current (μA)	Freq. (KHz)	Eff. (%) (max.)	Package	Features
<b>Step Down (Buck) Controllers</b>								
SS6578	4~20	adj.	90μA	8	90~280	95	SO-8, PDIP-8	c, f, g
<b>Step-Up (Boost) Converters</b>								
SS6610	1.1~5.5	1.8~5.5	20μA	0.1	500	93	MSOP-8	a, b, e, i
SS6611	1.1~5.5	1.8~5.5	20μA	0.1	500	93	MSOP-8	a, b, e, i
SS6612	1.1~5.5	1.8~5.5	20μA	0.1	500	93	MSOP-10	a, b, e, i
SS6628	4~20	adj.	100μA	8	90~250	95	SO-8, PDIP-8	c, e, g, h
SS6630	1.8~7	3/3.3/5/ adj.	105μA	7	120	85	SO-8, PDIP-8	b, c
SS6631	1.5~7	3/3.3/5/ adj.	105μA	7	120	87	SO-8, PDIP-8	a, b
SS6633	1.8~7	3/3.3/5/ adj.	105μA	7	120	87	SO-8, PDIP-8	a, b
SS6638G	0.8 - 6 (SW)	2.7/3.0/3.3/5.0	15μA	-	105	85	SOT-23, SOT-89	
SS6642G	0.8 - 6 (SW)	2.7/3.0/3.3/5.0	15μA	-	105	85	SOT-23, SOT-89	
SS8028	2.5~6.5	Adj, up to 16V	20μA	0.1	1000		SOT-23-5	a
SS8051	2.5~6.5	Adj, up to 28V	20μA	0.1	1000		SOT-23-5	a
<b>Buck-Boost Converter</b>								
<b>NEW</b> SS4001	2~5	3.3/1.3~2.5	1000μA	100μA	200/1500	95	QFN-20	a,d,e,f,i
<b>Inverting DC/DC Converter</b>								
SS6650	4~20	adj.	100μA	8	100~320	90	SO-8, PDIP-8	c, e, h
SS6652	2.4~7	adj.	80μA	0.7	70~160	87	SO-8, PDIP-8	c, e, h
SS6653	1.8~10	adj	15μA	15μA		75	SOT-23-5	
<b>Charge-Pump Converter</b>								
SS6660	1.5~6	-V <sub>IN</sub> or +2V <sub>IN</sub>	36μA	-	10/50	98	SO-8, PDIP-8	
SS6845	2.7~5.0	5.0	-	0.01	700	83	SOT-23-6	

**Features:**

- |                          |                                 |                             |                         |
|--------------------------|---------------------------------|-----------------------------|-------------------------|
| a: Internal switch       | b: On-chip low-battery detector | c: External switch driver   | d: Frequency adjustable |
| e: Current limit         | f: Duty-cycle adjustable        | g: Current-sense comparator | h: Voltage reference    |
| i: Synchronous rectifier |                                 |                             |                         |

# SWITCHING VOLTAGE REGULATORS

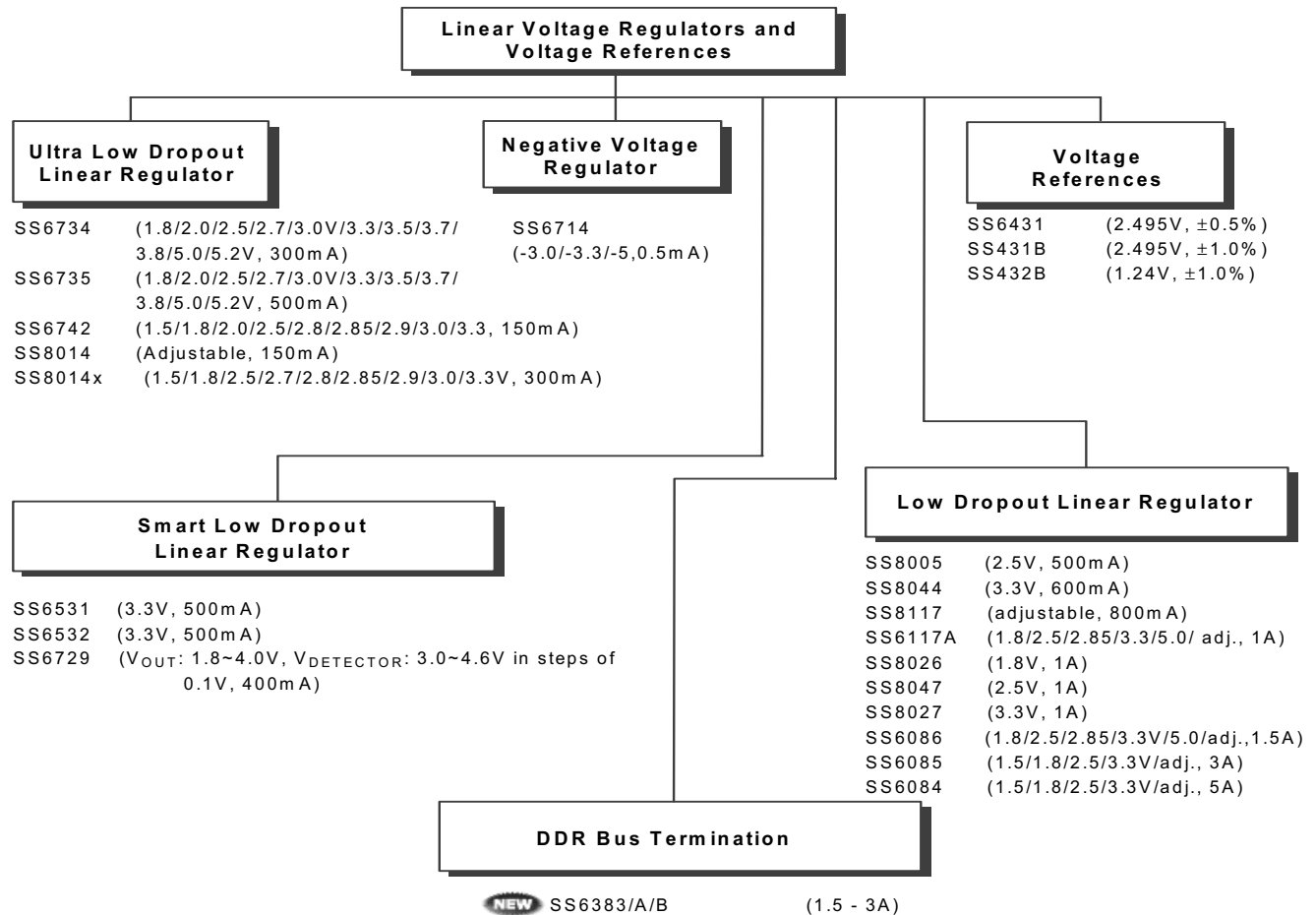


Part No.	Input Volt. Range (V)	Output Volt. (V)	Quiescent Current	Shutdown Current (μA)	Freq. (KHz)	Eff. (%) (max.)	Package	Features
<b>Step-Down (Buck)</b>								
SS6563	3~30	adj.	1.6mA	-	0.1~100	90	SO-8, PDIP8	a, c, d, e, f
SS6401	7~15	adj.	2.0mA	10	200	-	SO-8	c, e
SS6568	7~15	2.0~3.5	2.0mA	-	200	-	SO-16	c, e
SS6579/L	7~15	adj.	2.0mA	-	200	-	SO-8	c, e
SS6580/L	7~15	adj.	2.0mA	10	200	-	SO-8	c, e
SS6569A	9~15	1.3~3.5	1.0mA	-	200	95	SO-20	c, e, i
<b>Multiple Output</b>								
SS6340	9~15	adj.	1.8mA	-	200	-	SO-16	c, e, i
SS6341	9~15	adj.	1.8mA	-	200	-	SO-16	c, e, i
SS6567	7~15	1.3~3.5	2.0mA	-	200	-	SO-24	c, e, i
SS6570	9~15	1.3~3.5	1.8mA	-	200	-	SO-24	c, e, i
SS6571	9~15	1.3~3.5	1.8mA	-	200	-	SO-24	c, e, i
SS7529	3.3~5	down to 0.8	-	-	600	-	SO-14	b, c, e, f, i

**Features:**

- a: Internal switch
- b: On-chip linear regulator
- c: External switch driver
- d: Frequency adjustable
- e: Current limit
- f: Duty-cycle adjustable
- g: Current-sense comparator
- h: Voltage reference
- i: Synchronous rectifier

# LINEAR VOLTAGE REGULATORS



Part No.	Input Voltage max. (V)	Output Voltage (V)	Output Current (mA)	Output Voltage Accuracy	Package
<b>Negative Voltage Regulator</b>					
SS6714	-12.5	-3.0/-3.3/-5.0	5	±1.5%	SOT-89, TO-92
<b>Ultra Low Dropout Linear Regulators</b>					
SS6734	12	1.8/2.0/2.5/2.7/3.0/3.3/3.5/3.7/3.8/5.0/5.2	300	±2%	SOT-89, TO-92
SS6735	12	1.8/2.0/2.5/2.7/3.0/3.3/3.5/3.7/3.8/5.0/5.2	500	±2%	SOT-223, TO-252
SS6742		1.5~5V, Adj	150	±2%	SOT-23-5
SS8014	5.5	Adj	150	±3%	SOT-23-5
SS8014x	5.5	1.5/1.8/2.5/2.7/2.8/2.85/3.0/3.3V	300	±3%	SOT-23-5

SS8014, SS8014x: very low noise, over-temperature protection and short-circuit protection  
 SS6742: very low quiescent current, very low noise, short circuit and thermal protection

# LINEAR VOLTAGE REGULATORS

Part No.	Input Voltage max. (V)	Output Voltage (V)	Output Current	Output Voltage Accuracy	Package
----------	------------------------	--------------------	----------------	-------------------------	---------

## Low Dropout Linear Regulators

SS8005	7	2.5	500mA	±2%	SOT-89
SS8044	7	3.3	600mA	±2%	SOT-223
SS8117	7	Adjustable	800mA	±1%	SOT-223, others on request
SS6117A	7	1.8/2.5/2.85/3.3/5.0/adj.	1A	±1%	TO-252, TO-220, SOT-223, TO-263
SS8026	7	1.8V	1A	±2%	SOT-223, others on request
SS8047	7	2.5V	1A	±2%	SOT-223, others on request
SS8027	7	3.3V	1A	±2%	SOT-223, others on request
SS6086	7	1.8/2.5/2.85/3.3/5.0/adj.	1.5A	±1%	TO-220, SOT-223, TO-263, TO-252
SS6085	7	1.5/1.8/2.5/3.3/adj.	3A	±1%	TO-220, TO-252, TO-263
SS6084	7	1.5/1.8/2.5/3.3/adj.	5A	±1%	TO-220, TO-252, TO-263

## Smart Low Dropout Linear Regulators

SS6531	7	3.3	500mA	±5%	SO-8, DIP-8	*
SS6532	7	3.3	External	±5%	SO-8, DIP-8	*
SS6729	8	1.8~4.0V, in step of 0.1V	400ma	±2%	SO-8, DIP-8	*

\* Features - SS6531/6532: Prioritized Input Source ( $V_{CC}$ ,  $V_{SBY}$ ,  $V_{AUX}$ ) to meet IAPC  
 SS6729: Dual Output with Voltage Detector

## Voltage Reference

SS6431	30	2.495/adj.	190µA~200mA	±0.5%	SO-8, SOT-23, SOT-89, TO-92
SS431NB	18	2.495/adj.	0.4 ~100mA	±1.0%	SOT-23, SOT-89, TO-92
SS432NB	18	1.24/adj.	0.4 ~100mA	±1.0%	SOT-23, SOT-89, TO-92

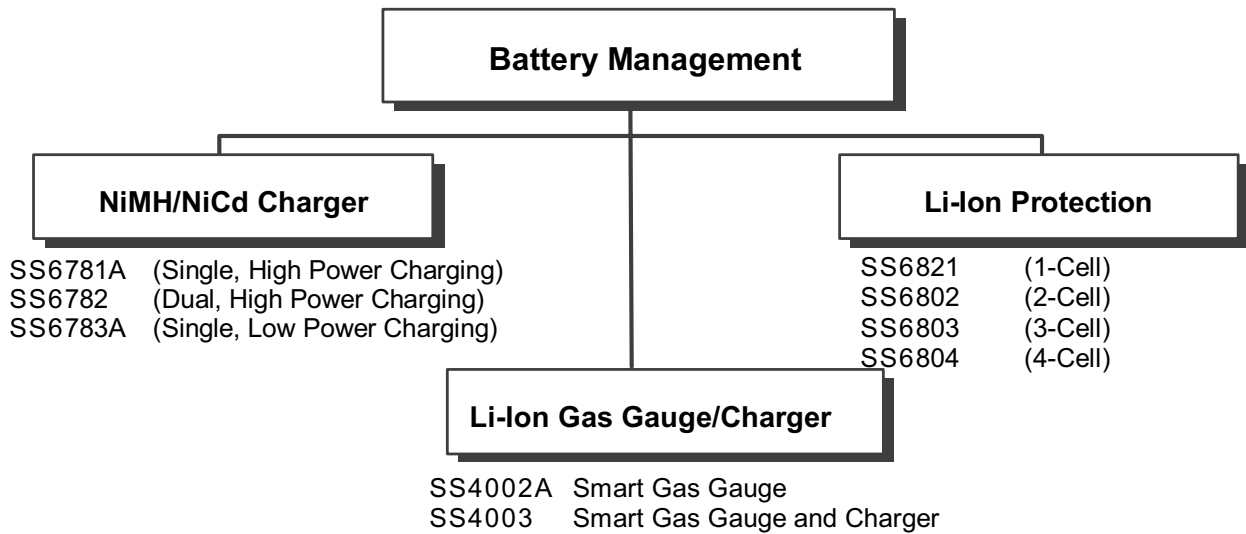
Part No.	Input Voltage max. (V)	Output Voltage (V)	Output Current	Load Regulation	Package
----------	------------------------	--------------------	----------------	-----------------	---------

## DDR Bus Termination

<b>NEW</b> SS6383	6	-	1.5A	±25mV	SO-8
<b>NEW</b> SS6383A	6	-	2A	±20mV	SO-8, TO-252
<b>NEW</b> SS6383B	6	-	3A	±45mV	SO-8, TO-252, TO-263

# POWER MANAGEMENT

## BATTERY MANAGEMENT



### NiMH/ NiCd Battery Charger

Part No.	Charging Set	Discharge Function	-ΔV Cutoff	0ΔV Cutoff	ΔT/Δt Cutoff	Safety Timer Cutoff	Max. Voltage Cutoff	Max. Temp. Cutoff	Package
SS6781	Single	2 types	Yes	3 modes (1.5, 3.7, 6%)	Yes	Yes	Yes	Yes	SO-16, PDIP-16
SS6782	Dual	2 types	Yes	3 modes (1.5, 3.7, 6%)	Yes	Yes	Yes	Yes	SO-20, PDIP-20
SS6783	Single	--	Yes	1 mode (6%)	No	Yes	Yes	No	SO-8, PDIP8

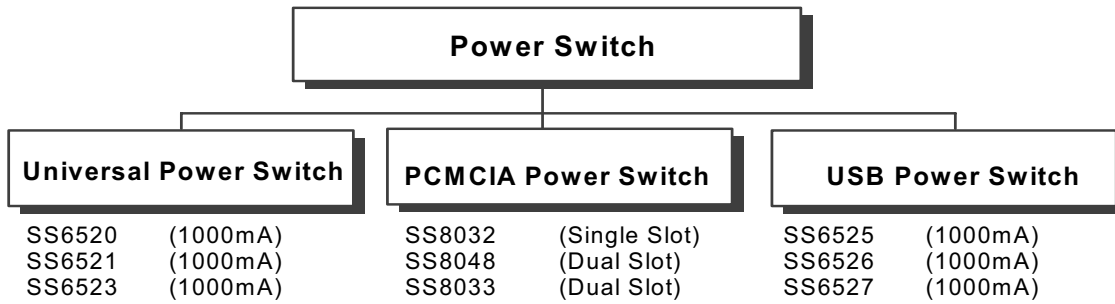
### Li-Ion Battery Protection

Part No.	Input Voltage Range (V)	Quiescent Current (μA)	Power-Off Current (μA)	Over-discharge Protection	Over-current Protection	Over-charge Protection	Package
SS6821	2~18	7	0.2	Yes	Yes	Yes, ± 50mV	SOT-23-5
SS6802	2~18	10	0.2	Yes	Yes	Yes, ± 30mV	SO-8
SS6803	2~18	13	1.3	Yes	Yes	Yes, ± 30mV	SO-16
SS6804	2~18	17	2.2	Yes	Yes	Yes, ± 30mV	SO-16

### Li-Ion Gas Gauge/Chargers

Part No.	Function	Package
<b>NEW</b> SS4002A	Gas Gauge	SSOP-28
<b>NEW</b> SS4003	Gauge/Chrger	S0-24, SSOP-24

## POWER SWITCH



### Universal Power Switch

Part No.	Supply Voltage max. (V)	RDS(ON) mΩ	Channel No.	Current Limit (mA)	External Control	UVLO	Package
SS6520	7	120	1	1000	N	Y	SOT-89, TO-92
SS6521	7	120	1	1000	Y	Y	SO-8, MSOP-8
SS6523	7	120	1	1000	Y	N	SO-8, MSOP-8

### PCMCIA Power Switch

Part No.	RDS(on) (typ) (mOhm) at 3V	RDS(on) (typ) (mOhm) at 5V	Ports	Interface	Current Limit (min)(A)	Package	Features
SS8032	130	130	1	Parallel	1	SSOP-16	a,b,c,d,e,f,g,h
SS8048	150	100	2	Serial	1	SSOP-30	a,b,c,d,e,f,g,h
SS8033	130	130	2	Parallel	1	SSOP-28	a,b,c,d,e,f,g,h

- a. All support 3.3V low Voltage Mode  
 c. 12V supply can be disabled except during 12V flash programming  
 e. Compatible with 3.3V, 5V & 12V PC Cards  
 g. Supports 12V

- b. Meets PC Card standards  
 d. Break-before-make switching  
 f. Current and temperature protection  
 h. Supports VPP

### USB Power Switch

Part No.	Supply Voltage max. (V)	RDS(ON) mΩ	Channel No.	Current Limit (mA)	Package
SS6525	7	70	1	1000	PDIP-8, SO-8
SS6526	7	110	2	1000	PDIP-8, SO-8
SS6527	7	110	4	1000	PDIP-16, SO-16

## HIGH CURRENT DRIVERS

Part No.	Supply Voltage max. (V)	Input Voltage max. (V)	Output Voltage max. (V)	Channel No.	Output Current (mA)	Package
SS62003	-	30	35	7	700	PDIP-18
SS62803	-	30	50	8	500	PDIP-18
SSLB1268	8	12	10	3	1000	PDIP-8

## SUPERVISORY ICS

Part No.	Supply Voltage max. (V)	Supply Current max (µA)	Detect Voltage Range(V)	Reset Output Type	Reset Active Timeout Period Max. (mS)	Package	Features
SS8034	5.5	7.5	Adjustable	Push-Pull	550	SOT-23-5	
SS8035	5.5	7.5	Adjustable	Open-Drain	550	SOT-23-5	
SS809/810	6.5	3	2.3 – 4.6	P/P or Open-drain	560	SOT-23-3	
SS8037	5.5	30	2.63/2.93/3.08 /4.0/4.38/ 4.63	Push-Pull	640	SOT-23-3	
SS8038	5.5	30	2.63/2.93/3.08 /4.0/4.38/ 4.63	Open-Drain	640	SOT-23-3	
SS811/812	6.5	3	2.3 – 4.6	Push-pull	560	SOT-23-5	a
SS8039	5.5	9	2.63/2.93/3.08 /4.0/4.38/ 4.63	Push-Pull	720	SOT-143	a
SS8049	5.5	10	2.63/2.93/3.08 /4.0/4.38/ 4.63	Push-Pul	550	SOT-23-5	b
SS8050	5.5	10	2.63/2.93/3.08 /4.0/4.38/ 4.63	Open-Drain	550	SOT-23-5	b

a. Manual reset

b. Externally programmable time-delay generator

## TEMPERATURE SENSORS/DETECTORS

Part No.	Key Feature	Package
SS8008	± 3°C Local / remote temperature sensor with SMBus interface.	SSOP-16
SS8009	± 3°C remote thermal sensor with two fan control and SMBus interface.	SSOP-16
SS8010	± 3°C remote thermal sensor with one fan control and SMBus interface.	SSOP-16
SS8017	±3°C Remote Temperature Sensor with SMBus Serial Interface.	SSOP-16
SS8018	±1°C Remote / Local Temperature Sensor with SMBus Serial Interface – to 125 °C.	SO-8, MSOP-8
SS8042	Digital temperature sensor with SMBus interface.	SO-8, MSOP-8
<b>NEW</b> SS8052	±1°C Remote / Local Temperature Sensor with SMBus Serial Interface - to 140 °C.	SO-8, MSOP-8

## ANALOG PRODUCTS

### IR PREAMPLIFIER

Part No.	Supply Voltage max. (V)	Input Voltage max. (V)	Voltage Gain (dB)	Supply Current (mA)	Package
SS6863	5.5	5Vp-p	81	0.55	SO-8, DICE

### OP. AMPLIFIERS

Part No.	Key Feature	Package
SS8006	Rail-to-rail OP amp., 2-channel, 3.5MHz.	SO-8
SS8015	Rail-to-rail OP amp., 1-channel, 3.0MHz.	SC-70-5L
SS8012	Rail-to-rail OP amp., 1-channel, 3.0MHz.	SOT-23-5
SS8013	Rail-to-rail OP amp., 1-channel, 3.0MHz.	SOT-23-5
SS8019	Rail-to-rail, high slew rate, 1-channel, 6.5MHz OP amp.	SOT-23-5
SS8021	Stereo Class AB headphone power OP amp.	
SS8024	2W Audio Amplifier	
SS8025	2W Audio Amplifier	

## SCSI TERMINATORS

Part No.	Key Feature	Package
SS8218	Multi-mode SCSI terminator (Ultra2, Ultra160)	SSOP-28, SSOP-36, TSSOP-28
SS8219	Multi-mode SCSI terminator (Ultra2, Ultra160, Ultra320)	TSSOP-28, SSOP-36

# Power MOSFET Products

## TO-220

	BV <sub>DSS</sub> (V)	R <sub>DS(ON)</sub> max. (mΩ)			Qg(nC)	Qgs(nC)	Qgd(nC)	I <sub>D</sub> (A)	P <sub>D</sub> (W)	
		V <sub>GS@10V</sub>	V <sub>GS@4.5V</sub>	V <sub>GS@2.5V</sub>	Typ.	Typ.	Typ.			
<b>N-channel</b>										
SSM50L02P	25	17	35		11.5	2.1	8.4	40	45	
SSM60L02P		12	26		21	2.8	16	50	50	
SSM70L02P		9	17		23	3	17	66	62.5	
SSM85L02P		6	10		49	5	36.5	85	96	
SSM88L02P		5	10		50	5.5	38	88	96	
SSM88LS02P		5	7		28	5	19	75	96	
SSM15N03P	30	80	100		5.4	1.3	3.6	15	28	
SSM20N03P		52	85		6.1	1.4	4	20	31	
SSM40N03P		17	23		17	3	10	40	50	
SSM40T03P		25	45		8.8	2.5	5.8	28	31.3	
SSM60N03P		13.5	20		22.4	2.7	14	55	62.5	
SSM60T03P		12	25		11.6	3.9	7	45	44	
SSM70N03P		9	14		30	7	15	70	69	
SSM70T03P		9	18		16.5	5	10.3	60	53	
SSM80N03P		8	12		42	5.2	26	80	83.3	
SSM85T03P		6	10		33	7.5	24	75	107	
SSM90N03P		4	5		100	10.5	60	85	125	
SSM90T03P		4	6		60	8.5	38	75	120	
NEW SSM95T06GP		60	8.5	12		72	16	53	75	138
NEW SSM9971P			50	60		32.5	4.9	8.8	5	2
NEW SSM9972P	18		22		32	8	20	60	89	
NEW SSM9973P	80		100		8	3	4	14	27	
NEW SSM85T08GP	80	13	18		63	23	38	75	138	
NEW SSM75T10P	100	15	21		69	12	39	72	138	
SSM630P	200	400			25	3.6	14	9	74	
SSM730P	400	1000			35	3.7	20	5.5	74	
SSM01L60P	600	12000			4	1	1.1	1	29	
SSM01N60P		8000			7.7	1.5	2.6	1.6	39	
SSM02N60P		8000			14	2	8.5	2	39	
SSM03N70P-A	650	3600			11.4	3.1	4.2	3.3	45	
SSM04N70BP-A		2400			16.7	4.1	4.9	4	62.5	
SSM2761P-A		1000			32	8.6	9	10	104	
SSM07N70CP-A	675	1200			32	8.6	9	7	89	
SSM09N70P-A		750			44	11	12	9	156	
SSM03N70P-H	700	4000			11.4	3.1	4.2	3.3	45	
SSM04N70BP-H		2400			16.7	4.1	4.9	4	62.5	
<b>P-channel</b>										
NEW SSM4407P	-30	14	23		35	5	26	-50	54	
NEW SSM6679P		9	15		42	6	25	-75	89	
NEW SSM9578P	-60	160	200		10	2	4	-10	28	
NEW SSM9585P		180	200		19	5	7	-11.2	44.6	

## TO-220FM/CFM

	BV <sub>DSS</sub> (V)	R <sub>DS(ON)</sub> max. (mΩ)			Qg(nC)	Qgs(nC)	Qgd(nC)	I <sub>D</sub> (A)	P <sub>D</sub> (W)
		V <sub>GS@10V</sub>	V <sub>GS@4.5V</sub>	V <sub>GS@2.5V</sub>	Typ.	Typ.	Typ.		
<b>N-channel</b>									
NEW SSM9972GI	60	18	22		35	9.5	20	35	31.3
SSM02N60I	600	8000			14	2	8.5	2	22
SSM03N70F-A	650	3600			11.4	3.1	4.2	3.3	29
SSM04N70BF-A		2400			16.7	4.1	4.9	4	33
SSM2761I-A		1000			53	10	15	10	37
SSM03N70F-H	700	4000			11.4	3.1	4.2	3.3	29
SSM04N70BF-H		2400			16.7	4.1	4.9	4	33
SSM09N70I-H		800			44	11	12	9	42
<b>P-channel</b>									
NEW SSM4407F/I	-30	14	23		355	35	26	-50	33.6

# TO-252 (D-PAK) / TO-251 (I-PAK)

NEW

NEW

NEW

NEW

NEW

NEW

NEW

NEW

NEW

NEW

NEW

NEW

NEW

NEW

NEW

BV <sub>DSS</sub> (V)	R <sub>DS(ON)</sub> max. (mΩ)			Qg(nC) Typ.	Qgs(nC) Typ.	Qgd(nC) Typ.	I <sub>b</sub> (A)	P <sub>D</sub> (W)
	V <sub>GS@10V</sub>	V <sub>GS@4.5V</sub>	V <sub>GS@2.5V</sub>					
<b>N-channel</b>								
12		16	26	15	1	7	33	25
18		16	24	18	2	9	33	25
		25	40	17.5	1.2	7.9	35	50
20		85	180	4.3	0.7	2.2	10	18
		50	80	7.5	0.9	4	20	26
		14	28	19	1.5	10.5	45	48
		50	80	5	1	2	12.5	12.5
		25	40	10	3	5	25.3	25
		14	28	16	3	9	38	31.3
	50			7.4	2.2	4.2	16	20
	25			14.5	3	8.5	28	31
	25	45		8.8	2.5	5.8	28	31.3
	15	35		11.5	2.1	8.4	45	45
	12	26		21	2.8	16	50	62.5
	9	18		23	3	17	66	66
	8	12		19	3	12	75	96
	6	10		49	5	36.5	85	96
	5	10		50	5.5	38	88	96
	5	7		28	5	19	75	96
	90	150		5.4	1.3	3.6	15	28
	80	100		4	1.4	2.4	12	12.5
	52	85		6.1	1.4	4	20	31
	50	80		4	1.5	2.3	12.5	12.5
	35	55		6	2	4	20	20.8
	21	30		17	3	10	36	50
	13.5	20		22.4	2.7	14	55	62.5
	12	25		11.6	3.9	7	45	44
	9	14		30	7	15	70	69
	9	18		16.5	5	10.3	60	53
	9	18		16.5	5	10.3	60	53
	8	12		42	5.2	26	80	83
	6	10		33	7.5	24	75	107
	4	6		60	8.5	38	75	120
	25	35		12			29	31
	20	30		13	5	8	32	34.7
	16	25		18	6	12	42	45
	90	120		6	2	3	11	21
	80	100		8	3	4	14	27
	36	50		18	6	11	25	39
	45	55		18	5	11	21.3	41.7
	380			23	4	13	8.6	69
	12000			4	1	1.1	1	34
	8000			7.7	1.5	2.6	1.6	39
	3600			11.4	3.1	4.2	3.3	45
	72000			12	4	2	1.9	62.5

## P-channel

-20		52	85	13.5	2.1	1.6	-18	31
		150	250	6	1.5	0.6	-10	25
-30	200	400		3.8	1.7	1.6	-10	36.7
	50	90		10	3	5	-20	31
	28	50		14	3	9	-30	31.3
	9	15		42	6	25	-75	89
-35	36	60		11	2	4	-24	31.25
-40	50	70		11	3	6	-22	34.7
	40	60		19	4	9	-26	44.6
	160	200		10	2	4	-10	28
	100	120		14	3	6	-14	36.8
	90	120		17	5	6	-15	36
-80	180	200		19	5	7	-11.2	44.6

# TO-262 (I<sup>2</sup>-PAK)

BV <sub>DSS</sub> (V)	R <sub>DS(ON)</sub> max. (mΩ)			Qg(nC) Typ.	Qgs(nC) Typ.	Qgd(nC) Typ.	I <sub>b</sub> (A)	P <sub>D</sub> (W)
	V <sub>GS@10V</sub>	V <sub>GS@4.5V</sub>	V <sub>GS@2.5V</sub>					
<b>N-channel</b>								
675	1200			32	8.6	9	7	89
	750			44	11	12	9	156

# TO-263 (D<sup>2</sup>-PAK)

	BV <sub>DSS</sub> (V)	R <sub>DS(ON)</sub> max. (mΩ)			Qg(nC)	Qgs(nC)	Qgd(nC)	I <sub>b</sub> (A)	P <sub>D</sub> (W)
		V <sub>GS@10V</sub>	V <sub>GS@4.5V</sub>	V <sub>GS@2.5V</sub>	Typ.	Typ.	Typ.		
<b>N-channel</b>									
		25	45		8.8	2.5	5.8	28	31.3
		17	35		11.5	2.1	8.4	40	45
		12	26		21	2.8	16	50	62.5
		9	17		23	3	17	66	66
		6	10		49	5	36.5	85	96
		5	10		50	5.5	38	88	96
		5	7		28	5	19	75	96
		52	85		6.1	1.4	4	20	31
		17	23		17	3	10	40	50
		13.5	20		22.4	2.7	14	55	62.5
		12	25		11.6	3.9	7	45	44
		9	14		30	7	15	70	68
		9	18		16.5	5	10.3	60	53
		8	12		42	5.2	26	80	83.3
		6	10		33	7.5	24	75	107
		4	5		100	10.5	60	85	125
		4	6		60	8.5	38	75	120
		8.5	12		72	16	53	75	138
<b>NEW</b>		50	60		32.5	4.9	8.8	5	2
<b>NEW</b>		18	22		32	8	20	60	89
<b>NEW</b>		80	100		8	3	4	14	27
<b>NEW</b>		13	18		63	23	38	75	138
<b>NEW</b>		15	21		69	12	39	72	138
<b>P-channel</b>									
<b>NEW</b>		-30	14	23	35	5	26	-50	54
<b>NEW</b>		-30	9	15	42	6	25	-75	89
<b>NEW</b>		-60	160	200	10	2	4	-10	28
<b>NEW</b>		-80	180	200	19	5	7	-11.2	44.6

# TSSOP-6 (SOT-26)

	BV <sub>DSS</sub> (V)	R <sub>DS(ON)</sub> max. (mΩ)			Qg(nC)	Qgs(nC)	Qgd(nC)	I <sub>b</sub> (A)	P <sub>D</sub> (W)
		V <sub>GS@10V</sub>	V <sub>GS@4.5V</sub>	V <sub>GS@2.5V</sub>	Typ.	Typ.	Typ.		
<b>N-channel</b>									
	20	30	34	50	8.7	1.5	3.6	5.3	2
	30	45	65		6	2	3	5.5	2
<b>P-channel</b>									
	-20	53	65	120	10.6	2.32	3.68	-5	2
	-30	80	120		5.5	1	2.6	-4	2
<b>Dual P-channel</b>									
	-30	170	280		2.8	0.5	1.4	-2	1.2
	-30	135	185	265	4	0.5	2	-2.3	1.2

# TSSOP-8

	BV <sub>DSS</sub> (V)	R <sub>DS(ON)</sub> max. (mΩ)			Qg(nC)	Qgs(nC)	Qgd(nC)	I <sub>b</sub> (A)	P <sub>D</sub> (W)
		V <sub>GS@10V</sub>	V <sub>GS@4.5V</sub>	V <sub>GS@2.5V</sub>	Typ.	Typ.	Typ.		
<b>Dual N-channel</b>									
		20	28	45	12.5	1	6.5	4.6	1
			28	45	12.5	1	6.5	4.6	1
			23	29	15.9	1.5	7.4	5	1
<b>NEW</b>			15	20	25	3	9	6.8	1
<b>P-channel with integrated Schottky diode</b>									
		-20	50	85	15.6	2.1	5.2	-3.5	1
<b>Complementary N- and P-channel</b>									
<b>NEW</b>		30	40	60	6	2	4	5	1.38
		-30	80	120	5	0.8	3	-3.3	
<b>NEW</b>		30	32	48	8	3	5	5.5	1.38
		-30	50	75	9	2	5	-4.4	

## SOT-323 (SC-70)

BV <sub>DSS</sub> (V)	R <sub>DS(ON)</sub> max. (mΩ)			Qg(nC) Typ.	Qgs(nC) Typ.	Qgd(nC) Typ.	I <sub>D</sub> (A)	P <sub>D</sub> (W)
	V <sub>GS</sub> @10V	V <sub>GS</sub> @4.5V	V <sub>GS</sub> @2.5V					

P-channel

SSM1333U	-20	600	800	1000	1.7	0.3	0.4	0.55	0.35
----------	-----	-----	-----	------	-----	-----	-----	------	------

## SOT-223

BV <sub>DSS</sub> (V)	R <sub>DS(ON)</sub> max. (mΩ)			Qg(nC) Typ.	Qgs(nC) Typ.	Qgd(nC) Typ.	I <sub>D</sub> (A)	P <sub>D</sub> (W)
	V <sub>GS</sub> @10V	V <sub>GS</sub> @4.5V	V <sub>GS</sub> @2.5V					

N-channel

SSM9915K	20		50	80	5	1	2	6.2	3.2
SSMA2N70K	675	8000	10000		5.5	1.9	0.5	0.2	1.13

P-channel

SSM9435K	-30	50	100		9.2	2.8	5.2	-6	-2.7
----------	-----	----	-----	--	-----	-----	-----	----	------

## SOT-23-3

BV <sub>DSS</sub> (V)	R <sub>DS(ON)</sub> max. (mΩ)			Qg(nC) Typ.	Qgs(nC) Typ.	Qgd(nC) Typ.	I <sub>D</sub> (A)	P <sub>D</sub> (W)
	V <sub>GS</sub> @10V	V <sub>GS</sub> @4.5V	V <sub>GS</sub> @2.5V					

N-channel

<b>NEW</b> SSM2312GN	20	36	50	75	5	1	2.3	4.3	1.38
SSM2306N		30	35	50	8.7	1.5	3.6	5.3	1.38
SSM2302N			85	115	4.4	0.6	1.9	2.8	1.38
<b>NEW</b> SSM2308GEN			600	850	1.2	0.4	0.3	1.2	1.38
<b>NEW</b> SSM2314GN			75	125	4	0.7	2	3.5	1.38
SSM2304N	25	117	190		5.9	0.8	2.1	2.7	1.38
SSM2304AN	30	117	190		3	0.8	1.8	2.5	1.38
<b>NEW</b> SSM2316GN		42	72		5	1	3	4.7	1.38
SSM2306AN		30	35	50	8.5	1.5	3.2	5	1.38
SSM7002EN	60	3000	4000					0.23	0.3
<b>NEW</b> SSM2310GN	60	90	120		6	1.6	3	3	1.38

P-channel

SSM2307N	-16		60	70	15	1.3	4	-4	1.38
SSM2301N	-20		130	190	5.2	1.36	0.6	-2.3	1.38
SSM2305N		53	65	100	10.6	2.32	3.68	-4.2	1.38
<b>NEW</b> SSM2313GN		120	160	300	5	1	2	-2.5	1.38
SSM2303N	-30	240	460		6.2	1.4	0.3	-1.7	1.38
SSM2305AN		60	80	150	10	18	3.6	-3.2	1.38
<b>NEW</b> SSM2309N		75	120		5	1	3	-3.7	1.38
<b>NEW</b> SSM2311N		-60	250	300		6	1	3	-1.8

## Enhanced SO-8

BV <sub>DSS</sub> (V)	R <sub>DS(ON)</sub> max. (mΩ)			Qg(nC) Typ.	Qgs(nC) Typ.	Qgd(nC) Typ.	I <sub>D</sub> (A)	P <sub>D</sub> (W)
	V <sub>GS</sub> @10V	V <sub>GS</sub> @4.5V	V <sub>GS</sub> @2.5V					

N-channel

<b>NEW</b> SSM1203GMA	30	12	25		13	3.3	8	45	44
<b>NEW</b> SSM0903GMA	30	9	18		16.5	5	10.3	60	45
<b>NEW</b> SSM0603GMA	30	6	10		33	7.5	24	75	62.5
<b>NEW</b> SSM0503GMA	30	4.2	6	9	52	8	21	75	70

BV <sub>DSS</sub> (V)	R <sub>DS(ON)</sub> max. (mΩ)			Qg(nC) Typ.	Qgs(nC) Typ.	Qgd(nC) Typ.	I <sub>D</sub> (A)	P <sub>D</sub> (W)
	V <sub>GS@10V</sub>	V <sub>GS@4.5V</sub>	V <sub>GS@2.5V</sub>					

N-channel

SSM4412M	25	33	60		7	1.5	5	7	2.5
SSM6618M		30	50		8.4	2.1	4.7	7	2.5
SSM4800M		18	33		10.9	1.9	7.4	9	2.5
SSM4880M		8.5	15		22.5	3.3	15.4	13	2.5
SSM7811M			12		32	2.6	15.5	11.8	2.5
SSM4800AGM	30	18	28		11	3	7	9.6	2.5
SSM9406M		18	25		8	2	4	9	2.5
SSM4410M		13.5	22		16.6	2.7	10.6	10	2.5
SSM6680M		11	18		16.8	4.2	8	11.5	2.5
NEW SSM4880AGM		9	15		22.5	3.3	15.4	13	2.5
SSM4424M	40	9	14		23	6	15	13.8	2.5
SSM9410M		5	6	8	59	10	23	18	2.5
SSM9985M		15	25		14.7	7.1	6.8	10	2.5
NEW SSM9477M	60	90	120		6	2	3	4	2.5
SSM9478M		64	72		9	2	5	4.8	2.5
NEW SSM9479GM		45	60		11	2.7	6	5.6	2.5
NEW SSM9475M		40	50		19	5	10	6.9	2.5
SSM9685M	80	45	50		19	5	10	5.3	2.5

Dual N-channel

NEW SSM9926EM-A	16		27	40	14	1.4	7	7	2
SSM4924M	20		35	50	9	1.8	4.2	6	2
SSM9926EM		30	45		12.5	1	6.5	6	2
SSM9926M		30	45		12.5	1	6.5	6	2
NEW SSM9928GEM		23	32		17	2	9	7.3	2
SSM4936M	25	37	60		6.9	1.2	4.5	5.8	2
SSM4920M		25	35		10.5	1.9	7.5	7	2
SSM9936M		50	80		6.1	1.4	3.3	5	2
SSM4228M	30	26	40		9	2	6	6.8	2
NEW SSM4232GM		22	32		13	3	9	7.8	2
SSM4226M		18	28		20	5	12	8.2	2
SSM4224M		14	20		23	6	14	10	2
SSM9962M	40	25	40		25.8	4.4	9.1	7	2
SSM9960M		20	32		14.7	7.1	6.8	7.8	2
NEW SSM9977GM	60	90	120		6	2	3	3.5	2
SSM9973M		80	100		8	2	4	3.9	2
SSM9971M		50	60		32.5	4.9	8.8	5	2
SSM9975M		21	27		26	6	14	7.6	2
SSM9980M		80	52	60		19	5	10	4.6

Complementary N-channel

NEW SSM6982GM	30	26	45		9	3	5	7.3	2
		18	30		14	4	8	8.5	

Dual N-channel with integrated Schottky diode

SSM4816SM	30	22	30		11	3	7	6.7	1.4
		13	18.5		20	5	12	11.5	2.4
SSM6900SM		30	37		9	2	6	5.7	1.4
		22	29		25	4	7	9.8	3.1






P-channel

SSM4413M	-20	30	40	65	17	4	7	-7.8	2.5
SSM9620M			20	35		30	6	3.5	-9.5
SSM9435M	-30	50	90		20	3.5	2	-5.3	2.5
NEW SSM4415GM		32	50		11	2	6	-7.3	2.5
SSM4411M		25	40		14	1.7	10.5	-8.2	2.5
SSM4435M		20	35		36	5.5	3.5	-8	2.5
SSM4835M		20	35		36	5.5	3.5	-8	2.5
SSM4423M		15	25		27	3	20	-11	2.5
SSM4407M		14	25		28	5.2	19.8	-10.7	2.5
SSM6679M		9	13		37	3	25	-13	2.5
NEW SSM4409GM	-35	10	15		38	8	20	-13	2.5
NEW SSM9567GM	-40	50	80		11	3	5	-6	2.5
SSM9563M		40	60		19	5	8	-6	2.5
SSM9564GM		28	40		27	6	14	-7.3	2.5
NEW SSM9578M	-60	170	200		9	2	3	-3	2.5
SSM9575M		90	120		18	5	7	-4	2.5
NEW SSM9576GM		90	120		15	2	5	-4	2.5
NEW SSM9585M	-80	180	200		18	5	7	-2.7	2.5

# SO-8 (cont.)

	BV <sub>DSS</sub> (V)	R <sub>DS(ON)</sub> max. (mΩ)			Qg(nC) Typ.	Qgs(nC) Typ.	Qgd(nC) Typ.	I <sub>D</sub> (A)	P <sub>D</sub> (W)
		V <sub>GS@10V</sub>	V <sub>GS@4.5V</sub>	V <sub>GS@2.5V</sub>					
<b>Dual P-channel</b>									
SSM4955M	-20		45	65	19	3	6	-6	2
SSM4953M	-30	53	90		20	3.5	2	-5	2
SSM4957M		24	36		27	5	18	-7.7	2
<b>Complementary N- and P-channel</b>									
SSM4500M	20		30	45	9	1.8	4.2	6	2
	-20		50	90	11.5	3.2	1.5	-5	
SSM2030M	20		30	45	9	1.8	4.2	6	2
	-20		50	80	11.5	3.2	1.5	-5	
SSM4502M	20		18	30	12	2.8	2.1	8.3	2
	-20		45	80	15.4	2.8	2.1	-5	
SSM4532M	30	50	70		10.2	1.2	3.4	5	2
	-30	70	90		18.3	3.6	1.5	-4	
NEW SSM9932M	30	40	50	60	9	1.6	4	4.3	1.38
	-30	70	90	120	10	2	3	-3.3	
SSM4507M	30	36	60		6	2	3	6	2
	-30	72	120		6	1	3	-4.2	
SSM4501SM	30	33	50		8.2	2	4.3	6	2
	-30	50	90		20	3.5	2	-5.3	
SSM9510M	30	28	40		10	2	6	6.9	2
	-30	55	90		9	2	6	-5.3	
SSM4501M	30	28	42		8.4	2.1	4.7	7	2
	-30	50	90		20	3.5	2	-5.3	
SSM4503M	30	28	42		9	2	6	6.9	2
	-30	36	55		9	2	5	-6.3	
SSM4505M	30	20	28		20	5	12	8.3	2
	-30	28	45		21	3	15	-7.1	
SSM4509M	30	14	20		23	6	14	10	2
	-30	20	30		27	4	18	-8.4	
NEW SSM9934M	35	48	70		6	2	3	4.3	1.38
	-35	72	100		6	1	3	-3.6	
NEW SSM4513M	35	36	60		6	2	3	5.8	2
	-35	68	100		6	1	4	-4.3	
NEW SSM4511M	35	25	37		11	3	6	7	2
	-35	40	60		10	2	6	-6.1	
SSM4565M	40	25	32		17	4	10	7.6	2
	-40	33	42		20	4	10	-6.5	
NEW SSM4578M	60	64	80		9	3	4	4.5	2
	-60	125	150		12	2	6	-3	
SSM4575M	60	36	42		18	5	10	6	2
	-60	72	88		21	5	9	-4.2	
<b>Complementary dual N- and dual P-channel</b>									
SSM9930M	30	33	60		7.1	2.3	3.8	6.3	2
	-30	55	100		7.3	2.5	3.8	-5.1	

## PDIP-8

	BV <sub>DSS</sub> (V)	R <sub>DS(ON)</sub> max. (mΩ)			Qg(nC) Typ.	Qgs(nC) Typ.	Qgd(nC) Typ.	I <sub>D</sub> (A)	P <sub>D</sub> (W)
		V <sub>GS@10V</sub>	V <sub>GS@4.5V</sub>	V <sub>GS@2.5V</sub>					
<b>Dual N-channel</b>									
 SSM9971D	60	50	60		32.5	4.9	8.8	5	2
 SSM9973D	60	80	100		8	2	4	3.9	2
 SSM9960D	40	25	40		14.7	7.1	6.8	7	2
 SSM9962D	40	28	40		13	4	7	7	2
 SSM4226D	30	18	28		20	5	12	8.2	2
<b>P-channel</b>									
SSM4435D	-30	20	35		26	6	16	-9	2.5
<b>Dual P-channel</b>									
SSM4953D	-30	53	90		9	2	5	-5	2
<b>Complementary N- and P-channel</b>									
SSM2030SD	20		60	90	9	1	4	2.6	1.38
	-20		80	135	11.5	3.2	1.5	-2.3	
SSM4501SSD	30	36	55		8.2	2.3	4.8	5.3	2
	-30	60	80		9	3.5	2	-4.2	
SSM4501SD	30	27	50		11	2	7.5	7	2
	-30	49	75		20	3.5	2	-5	

## IGBTs

	BV <sub>DSS</sub> (V)	I <sub>CP</sub> (A)		P <sub>D</sub> (W)	
		@V <sub>GE</sub> =4.5V	@V <sub>GE</sub> =3.3V		
<b>N-channel SO-8 Strobe Flash</b>					
SSM28G45EM	450V		6	130	2.5
SSM25G45EM		8		150	2.5
<b>N-channel TO-252/TO-251 Strobe Flash</b>					
SSM20G45EH/J	450V	8		130	20

# Standard Rectifiers

Max. Reverse Voltage VRM (V)	Max. Aver. Rect. Current Io (A)	Product Family	Package Outline	Passivation	Peak Fwd./Rev. Surge Current IFSM (A)	Max.Fwd. Voltage at 25°C/125°C and Rated Io		Maximum Reverse Current at Rated VRM and TJ	
						Rated Io(A)	25°C VF(V)	at 25°C IR(μA)	at 100°C IR(μA)
1300	1	BY133	DO-41	Open Junction	30	1	1	5	50
50 - 1000	1	1N4001S-1N4007S	A-405	Open Junction	30	1	1	5	50
50 - 1000	1	1N4001SG-1N4007SG	A-405	Glass	30	1	1	5	100@125°C
50 - 1000	1	1N4001-1N4007	DO-41	Open Junction	30	1	1	5	50
50 - 1000	1	1N4001G-1N4007G	DO-41	Glass	30	1	1	5	100@125°C
50 - 1000	1	GP10A-GP10M	DO-41	Glass	30	1	1.1	5	30@125°C
50 - 1000	1	LL4001G-LL4007G	MELF	Glass	30	1	1.1	5	100@125°C
50 - 1000	1	S1A-S1M	SMA/DO-214AC	Glass	30	1	1.1	5	50@125°C
50 - 1000	1	1T1-1T7	TS-1	Open Junction	30	1	1	5	50
50 - 1000	1	1T1G - 1T7G	TS-1	Glass	30	1	1	5	100@125°C
50 - 1000	1.5	1N5391-1N5399	DO-15	Open Junction	50	1.5	1	5	50
50 - 1000	1.5	1N5391G-1N5399G	DO-15	Glass	50	1.5	1	5	100@125°C
50 - 1000	1.5	GP15A-GP15M	DO-15	Glass	50	1.5	1.1	5	200@150°C
50 - 1000	2	2A01-2A07	DO-15	Open Junction	60	2	1	5	50
50 - 1000	2	2A01G - 2A07G	DO-15	Glass	55	2	1	5	100@125°C
50 - 1000	2	GP20A-GP20M	DO-201AA	Glass	65	2	1.1	5	n/a
50 - 1000	2	S2A-S2M	SMB/DO-214AA	Glass	50	2	1.15	5	125@125°C
200 - 1300	3	BY251-BY255	DO-201AD	Open Junction	150	3	1	5	100
50 - 1000	3	1N5400-1N5408	DO-201AD	Open Junction	200	3	1	5	100
50 - 1000	3	1N5400G-1N5408G	DO-201AD	Glass	125	3	1	5	100@125°C
50 - 1000	3	GP30A-GP30M	DO-201AD	Glass	125	3	1.1	5	100@150°C
50 - 1000	3	S3A-S3M	SMC/DO-214AB	Glass	100	3	1.15	10	250@125°C
50 - 1000	6	GT605-GT610	GT	Glass	250	6	1	10	100@125°C
50 - 1000	6	P600A-P600M	P-600	Open Junction	400	6/100	1.0/1.3	5	1000
50 - 1000	6	TS750-TS758	P-600	Open Junction	400	6/100	1.0/1.25	5	1000
50 - 1000	6	6A05-6A100	R-6	Open Junction	250	6	0.95	10	400
50 - 1000	6	6A05G-6A100G	R-6	Glass	250	6	1	10	100@125°C
50 - 1000	8	GPAF801-GPAF807	ITO-220AC	Glass	150	8	1.1	5	100@125°C
50 - 1000	8	GPA801-GPA807	TO-220A	Glass	150	8	1.1	5	100@125°C
50 - 1000	10	GPF1001-GPF1007	ITO-220AB	Glass	125	5	1.1	5	100@125°C
50 - 1000	10	GP1001-GP1007	TO-220	Glass	125	5	1.1	5	100@125°C
50 - 1000	16	GPF1601-GPF1607	ITO-220AB	Glass	150	8	1.1	10	250@125°C
50 - 1000	16	GPAF1601-GPAF1607	ITO-220AC	Glass	250	16	1.1	10	250@125°C
50 - 1000	16	GP1601-GP1607	TO-220	Glass	150	8	1.1	10	250@125°C
50 - 1000	16	GPA1601-GPA1607	TO-220A	Glass	250	16	1.1	10	250@125°C
50 - 1000	25	AR25A-AR25M	AR	Open Junction	400	25	1	5	250
50 - 1000	25	ARS25A-ARS25M	ARS	Open Junction	400	25	1	5	250
50 - 1000	35	AR35A-AR35M	AR	Open Junction	500	35	1	5	250
50 - 1000	35	ARS35A-ARS35M	ARS	Open Junction	500	35	1	5	250
50 - 1000	50	AR50A-AR50M	AR	Open Junction	500	50	1.1	5	250
50 - 1000	50	ARS50A-ARS50M	ARS	Open Junction	500	50	1	5	250

# Schottky Rectifiers

Max. Reverse Voltage VRM (V)	Max. Aver. Rect. Current Io (A)	Product Family	Package Outline	Peak Fwd./Rev. Surge Current		Max.Fwd. Voltage at 25°C/125°C and Rated Io			Maximum Reverse Current at Rated VRM and TJ	
				IFSM (A)	IRSM (A)	Rated Io(A)	25°C VF(V)	125°C VF(V)	at 25°C IR(µA)	at 100°C IR(µA)
100	1	SK110B	SMB/DO-214AA	38	n/a	1	0.78	n/a	0.5	1
20 - 100	1	SR102-SR110	DO-41	40	n/a	1	0.55 - 0.8	n/a	0.5	10
20 - 100	1	SS12-SS110	SMA/DO-214AC	30	n/a	1	0.5 - 0.8	n/a	0.5	10
20 - 100	1	SRT12-SRT110	TS-1	25	n/a	1	0.55 - 0.8	n/a	0.5	10
20 - 40	1	1N5817-1N5819	DO-41	25	n/a	1	0.45 - 0.6	n/a	1	10
20 - 40	1	LL5817-LL5819	MELF	25	n/a	1	0.45 - 0.6	n/a	1	10
20 - 40	1	SSL12-SSL14	SMA/DO-214AC	30	n/a	1	0.385 - 0.4	n/a	2	100
20 - 60	1	LSR102-LSR106	MELF	30	n/a	1	0.55 - 0.7	n/a	1	10
20 - 100	2	SR202-SR210	DO-15	50	n/a	2	0.55 - 0.85	n/a	0.5	20
20 - 100	2	SS22-SS210	SMB/DO-214AA	50	n/a	2	0.5 - 0.85	n/a	0.5	20
20 - 40	2	SSL22-SSL24	SMB/DO-214AA	50	n/a	2	0.385 - 0.4	n/a	3	150
40 - 60	2	SK24A-SK26A	SMA/DO-214AC	50	n/a	2	0.5 - 0.7	n/a	0.5	n/a
20 - 100	3	SR302-SR310	DO-201AD	80	n/a	3	0.55 - 0.79	n/a	0.5	30
20 - 100	3	SK32A-SK310A	SMA/DO-214AC	70	n/a	3	0.55 - 0.85	n/a	0.5	n/a
20 - 100	3	SK32B-SK310B	SMA/DO-214AA	100	n/a	3	0.5 - 0.85	n/a	0.5	n/a
20 - 100	3	SS32-SS310	SMC/DO-214AB	100	n/a	3	0.5 - 0.79	n/a	0.5	20
20 - 40	3	1N5820-1N5822	DO-201AD	80	n/a	3	0.475 - 0.52	n/a	2	20
20 - 40	3	SSL32-SSL34	SMC/DO-214AB	100	n/a	3	0.385 - 0.4	n/a	5	250
20 - 60	3	SRAD320-SRAD360	D-PAK	75	n/a	3	0.55 - 0.7	n/a	0.3	20@125°C
20 - 100	5	SR502-SR510	DO-201AD	150	n/a	5	0.55 - 0.8	n/a	0.5	50
30 - 60	5	SK53C-SK56C	SMC/DO-214AB	100	n/a	5	0.55 - 0.75	n/a	0.5	20
20 - 60	6	SRD620-SRD660	D-PAK	75	n/a	3	0.55 - 0.7	n/a	0.3	15@125°C
35 - 100	7.5	MBRF735-MBRF7100	ITO-220AC	150	1	15	0.84 - 0.92	0.72 - 0.82	0.1	15@125°C
35 - 100	7.5	MBR735-MBR7100	TO-220A	150	1	7.5	0.84 - 0.92	0.72 - 0.82	0.1	15@125°C
20 - 100	8	SR802-SR810	DO-201AD	175	n/a	8	0.55 - 0.92	n/a	0.5	50
20 - 60	8	SRAD820-SRAD860	D-PAK	75	n/a	8	0.55 - 0.7	n/a	1.4	35@125°C
20 - 60	8	SRD820-SRD860	D-PAK	75	n/a	4	0.55 - 0.7	n/a	1.4	35@125°C
20 - 60	8	SRAF820-SRAF860	ITO-220AC	150	n/a	8	0.55 - 0.7	n/a	0.5	50
20 - 60	8	SRA820-SRA860	TO-220A	150	n/a	8	0.55 - 0.7	n/a	0.5	50
20 - 60	10	SRS1020-SRS1060	D2PAK	175	n/a	5	0.55 - 0.7	n/a	0.5	50
20 - 60	10	SRD1020-SRD1060	D-PAK	75	n/a	5	0.55 - 0.7	n/a	2	30@125°C
20 - 60	10	SRF1020-SRF1060	ITO-220AB	175	n/a	5	0.55 - 0.7	n/a	0.5	50
20 - 60	10	SRAF1020-SRAF1060	ITO-220AC	250	n/a	10	0.55 - 0.7	n/a	1	50
20 - 60	10	SR1020-SR1060	TO-220	175	n/a	5	0.55 - 0.7	n/a	0.5	50
20 - 60	10	SRA1020-SRA1060	TO-220A	250	n/a	10	0.55 - 0.7	n/a	1	50
35 - 100	10	MBRF1035-MBRF10H100	ITO-220AC	150	1	20	0.84 - 0.85	0.72	0.1	15@125°C
35 - 100	10	MBR1035-MBR10H100	TO-220A	150	1	10	0.7 - 0.85	0.57 - 0.71	0.1	15@125°C
35 - 100	15	MBRS1535CT-MBRS15100CT	D2PAK	150	1	15	0.84 - 0.92	0.72 - 0.82	0.1	15@125°C
35 - 100	15	MBRF1535CT-MBRF15100CT	ITO-220AB	150	1	15	0.84 - 0.92	0.72 - 0.82	0.1	15@125°C
35 - 100	15	MBR1535CT-MBR15100CT	TO-220	150	1	15	0.84 - 0.92	0.72 - 0.82	0.1	15@125°C
20 - 60	16	SRS1620-SRS1660	D2PAK	250	n/a	8	0.55 - 0.7	n/a	0.5	50
20 - 60	16	SRF1620-SRF1660	ITO-220AB	250	n/a	8	0.55 - 0.7	n/a	0.5	50
20 - 60	16	SRAF1620-SRAF1660	ITO-220AC	275	n/a	16	0.55 - 0.7	n/a	1	50
20 - 60	16	SR1620-1660	TO-220	200	n/a	8	0.55 - 0.7	n/a	0.5	50
20 - 60	16	SR1620PT-SR1660PT	TO-247AD	250	n/a	8	0.55 - 0.7	n/a	0.5	50
20 - 60	16	SRA1620-SRA1660	TO-220A	275	n/a	16	0.55 - 0.7	n/a	1	50
35 - 100	16	MBRF1635-MBRF16100	ITO-220AC	150	1	16	0.63 - 0.85	0.57 - 0.75	0.2	40@125°C
35 - 100	16	MBR1635-MBR16100	TO-220A	150	1	16	0.63 - 0.85	0.57 - 0.75	0.2	40@125°C
20 - 60	20	SRS2020-SRS2060	D2PAK	250	n/a	10	0.55 - 0.7	n/a	1	50
20 - 60	20	SRF2020-SRF2060	ITO-220AB	250	n/a	10	0.55 - 0.7	n/a	1	50
20 - 60	20	SR2020-SR2060	TO-220	250	n/a	10	0.55 - 0.7	n/a	1	50
20 - 60	20	SR2020PT-SR2060PT	TO-247AD	250	n/a	10	0.55 - 0.7	n/a	1	50
35 - 60	20	MBRS2035CT-MBRS2060CT	D2PAK	150	1	20	0.84 - 0.95	0.72 - 0.85	0.1	15@125°C
35 - 60	20	MBRF2035CT-MBRF2060CT	ITO-220AB	150	1	20	0.84 - 0.95	0.72 - 0.85	0.1	15@125°C
35 - 60	20	MBR2035CT-MBR2060CT	TO-220	150	1	20	0.84 - 0.95	0.72 - 0.85	0.1	15@125°C
20 - 60	30	SR3020PT-SR3060PT	TO-247AD	275	n/a	15	0.55 - 0.7	n/a	1	75
35 - 60	30	MBRS2535CT-MBRS2560CT	D2PAK	150	1	30	0.82	0.73	0.2	40@125°C
35 - 60	30	MBRF2535CT-MBRF2560CT	ITO-220AB	150	1	30	0.82	0.73	0.2	40@125°C
35 - 60	30	MBR2535CT-MBR2560CT	TO-220	150	1	30	0.82	0.73	0.2	40@125°C
35 - 60	30	MBR3035PT-MBR3060PT	TO-247AD	200	2	30	0.76	0.72	1	60@125°C
20 - 60	40	SR4020PT-SR4060PT	TO-247AD	400	n/a	20	0.55 - 0.7	n/a	1	75
35 - 60	40	MBR4035PT-MBR4060PT	TO-247AD	400	2	40	0.8	0.75	1	100@125°C



# Fast Recovery Rectifiers

Max. Reverse Voltage VRM (V)	Max. Aver. Rect. Current I <sub>o</sub> (A)	Max. Rev. Recovery Time T <sub>rr</sub> (ns)	Product Family	Package Outline	Passivation	Peak Fwd./Rev. Surge Current		Max. Fwd. Voltage at 25°C/125°C and Rated I <sub>o</sub>		Maximum Reverse Current at Rated VRM and T <sub>J</sub>	
						IFSM (A)	IRSM (A)	Rated I <sub>o</sub> (A)	25°C VF(V)	at 25°C IR(μA)	at 100°C IR(μA)
50 - 1000	1	120	SFR101S-SFR107S	A-405	Open Junction	30	n/a	1	1.2	5	100@75°C
50 - 1000	1	120	SFR101-SRF107	DO-41	Open Junction	30	n/a	1	1.2	5	100@75°C
50 - 1000	1	120	SFR1T1-SFR1T7	TS-1	Open Junction	30	n/a	1	1.2	5	100@75°C
50 - 1000	1	150	FR101S-FR107S	A-405	Open Junction	30	n/a	1	1.2	5	100
50 - 1000	1	150	FR101SG-FR107SG	A-405	Glass	30	n/a	1	1.3	5	100@125°C
400 - 1000	1	150	BA157-BA159	DO-41	Open Junction	30	n/a	1	1.2	5	100
50 - 1000	1	150	FR101-FR107	DO-41	Open Junction	30	n/a	1	1.2	5	100
50 - 1000	1	150	FR101G-FR107G	DO-41	Glass	30	n/a	1	1.3	5	100@125°C
50 - 600	1	150	LL4933G-LL4937G	MELF	Glass	30	n/a	1	1.2	5	100@125°C
50 - 1000	1	150	RS1A-RS1M	SMA/DO-214AC	Glass	30	n/a	1	1.3	5	50@125°C
50 - 1000	1	150	F1T1-F1T7	TS-1	Open Junction	30	n/a	1	1.2	5	100
50 - 1000	1	150	FT1G-F1T7G	TS-1	Glass	30	n/a	1	1.3	5	100@125°C
50 - 600	1	200	1N4933-1N4937	DO-41	Open Junction	30	n/a	1	1.2	5	100
50 - 600	1	200	1N4933G-1N4937G	DO-41	Glass	30	n/a	1	1.2	5	100@125°C
50 - 1000	1	n/a	RGP10A-RGP10M	DO-41	Glass	30	n/a	1	1.3	5	200@150°C
50 - 1000	1.5	120	SFR151-SFR157	DO-15	Open Junction	50	n/a	1.5	1.2	5	100@75°C
50 - 1000	1.5	150	FR151-FR157	DO-15	Open Junction	50	n/a	1.5	1.2	5	100
50 - 1000	1.5	150	FR151G-FR157G	DO-15	Glass	50	n/a	1.5	1.3	5	100@125°C
50 - 1000	1.5	n/a	RGP15A-RGP15M	DO-15	Glass	50	n/a	1.5	1.3	5	200@150°C
50 - 1000	2	120	SFR201-SFR207	DO-15	Open Junction	60	n/a	2	1.2	5	100@75°C
50 - 1000	2	150	FR201-FR207	DO-15	Open Junction	60	n/a	2	1.2	5	100
50 - 1000	2	150	FR201G-FR207G	DO-15	Glass	55	n/a	2	1.3	5	100@125°C
50 - 1000	2	150	RS2A-RS2M	SMB/DO-214AA	Glass	50	n/a	2	1.3	5	200@125°C
100 - 800	2	250	BY296-BY299	DO-201AD	Open Junction	70	n/a	2	1.2	5	100
50 - 1000	2	n/a	RGP20A-RGP20M	DO-201AA	Glass	80	n/a	2	1.3	5	200@125°C
50 - 800	3	100	MR850-MR858	DO-201AD	Open Junction	150	n/a	3	1.25 - 1.3	10	200
50 - 1000	3	120	SFR301-SFR307	DO-201AD	Open Junction	150	n/a	3	1.2	5	100@75°C
50 - 1000	3	150	FR301-FR307	DO-201AD	Open Junction	150	n/a	3	1.2	10	150
50 - 1000	3	150	FR301G-FR307G	DO-201AD	Glass	125	n/a	3	1.3	5	100@125°C
50 - 1000	3	150	RS3A-RS3M	SMC/DO-214AB	Glass	100	n/a	3	1.3	10	250@125°C
100 - 800	3	250	BY396-BY399	DO-201AD	Open Junction	150	n/a	3	1.2	10	150
50 - 1000	3	n/a	RGP30A-RGP30M	DO-201AD	Glass	125	n/a	3	1.3	5	100@125°C
50 - 1000	6	120	SFR601-SFR607	R-6	Open Junction	200	n/a	6	1.2	10	200@75°C
50 - 1000	6	150	FR601-FR607	R-6	Open Junction	200	n/a	1	1.2	10	200
50 - 1000	6	150	FR601G-FR607G	R-6	Glass	250	n/a	6	1.3	5	200@125°C
50 - 1000	8	150	FRAF801G-FRAF807G	ITO-220AC	Glass	150	n/a	8	1.3	5	100@125°C
50 1000	8	150	FRA801G-FRA807G	TO-220A	Glass	150	n/a	8	1.3	5	100@125°C
50 - 1000	10	150	FRF1001G-FRF1007G	ITO-220AB	Glass	125	n/a	5	1.3	5	100@125°C
50 - 1000	10	150	FRAF1001G-FRAF1007G	ITO-220AC	Glass	150	n/a	10	1.3	5	100@125°C
50 - 1000	10	150	FR1001G-FR1007G	TO-220	Glass	125	n/a	5	1.3	5	100@125°C
50 - 1000	10	150	FRA1001G-FRA1007G	TO-220A	Glass	150	n/a	10	1.3	5	100@125°C
50 - 1000	16	150	FRF1601G-FRF1607G	ITO-220AB	Glass	150	n/a	8	1.3	5	100@125°C
50 - 1000	16	150	FRAF1601G-FRAF1607G	ITO-220AC	Glass	250	n/a	16	1.3	5	100@125°C
50 - 1000	16	150	FR1601G-FR1607G	TO-220	Glass	150	n/a	8	1.3	5	100@125°C
50 - 1000	16	150	FRA1601G-FRA1607G	TO-220A	Glass	250	n/a	16	1.3	5	100@125°C

# Superfast Recovery Rectifiers

Max. Reverse Voltage VRM (V)	Max. Aver. Rect. Current Io (A)	Max.Rev. Recovery Time Trr (ns)	Product Family	Package Outline	Passivation	Peak Fwd./Rev. Surge Current IFSM (A)	Max.Fwd. Voltage at 25°C/125°C and Rated Io		Maximum Reverse Current at Rated VRM and TJ	
							Rated Io(A)	25°C VF(V)	at 25°C IR(uA)	at 100°C IR(uA)
50 - 600	1	35	ES1A-ES1J	SMA/DO-214AC	Glass	30	1	0.95 - 1.7	5	100
50 - 600	1	35	SF11G-SF18G	DO-41	Glass	30	1	0.95 - 1.7	5	100 @125°C
50 - 600	1	35	SF11-SF18	DO-41	Open Junction	30	1	0.95 - 1.7	5	100
50 - 600	1	35	SF11SG-SF18SG	A-405	Glass	30	1	0.95 - 1.7	5	100 @125°C
50 - 600	1	35	SF11S-SF18S	A-405	Open Junction	30	1	0.95 - 1.7	5	100
50 - 600	1	35	SFT11G-SFT18G	TS-1	Glass	30	1	0.95 - 1.7	5	100 @125°C
50 - 600	1	35	SFT11-SFT18	TS-1	Open Junction	30	1	0.95 - 1.7	5	100
50 - 600	2	35	ES2A-ES2J	SMB/DO-214AA	Glass	50	2	0.95 - 1.7	10	350
50 - 600	2	35	SF21G-SF28G	DO-15	Glass	50	2	0.95 - 1.7	5	100 @125°C
50 - 600	2	35	SF21-SF28	DO-15	Open Junction	50	2	0.95 - 1.7	5	100
50 - 600	3	35	ES3A-ES3J	SMC/DO-214AB	Glass	100	3	0.95 - 1.7	10	500
50 - 600	3	35	SF31G-SF38G	DO-201AD	Glass	125	3	0.95 - 1.7	5	100 @125°C
50 - 600	3	35	SF31-SF38	DO-201AD	Open Junction	125	3	0.95 - 1.7	5	100
50 - 600	5	35	SFF501G-SFF508G	ITO-220AB	Glass	70	2.5	0.98 - 1.7	10	400
50 - 600	6	35	SF61G-SF68G	DO-201AD	Glass	150	6	0.975 - 1.8	5	100 @125°C
50 - 600	6	35	SF61-SF68	DO-201AD	Open Junction	150	6	0.975 - 1.7	5	100
50 - 600	8	35	SFA801G-SFA808G	TO-220A	Glass	125	8	0.975 - 1.7	10	400
50 - 600	8	35	SFAF801G-SFAF808G	ITO-220AC	Glass	125	8	0.975 - 1.7	10	400
50 - 600	10	35	SF1001G-SF1008G	TO-220	Glass	125	5	0.975 - 1.7	10	400
50 - 600	10	35	SFF1001G-SFF1008G	ITO-220AB	Glass	125	5	0.975 - 1.7	10	400
50 - 400	16	35	SF1601PT-SF1606PT	TO-247AD	Glass	200	8	0.95 - 1.3	10	500
50 - 600	16	35	SF1601G-SF1608G	TO-220	Glass	125	8	0.975 - 1.7	10	400
50 - 600	16	35	SFA1601G-SFA1608G	TO-220A	Glass	200	16	0.975 - 1.7	10	400
50 - 600	16	35	SFAF1601G-SFAF1608G	ITO-220AC	Glass	200	16	0.975 - 1.7	10	400
50 - 600	16	35	SFF1601G-SFF1608G	ITO-220AB	Glass	125	8	0.975 - 1.7	10	400
50 - 400	30	35	SF3001PT-SF3006PT	TO-247AD	Glass	300	15	0.95 - 1.3	10	500

# High Efficiency Rectifiers

Max. Reverse Voltage VRM (V)	Max. Aver. Rect. Current Io (A)	Max.Rev. Recovery Time Trr (ns)	Product Family	Outline	Passivation	Peak Fwd./Rev. Surge Current IFSM (A)	Max.Fwd. Voltage @ 25°C/125°C & Rated Io		Maximum Reverse Current at Rated VRM and TJ	
							Rated Io(A)	25°C VF(V)	at 25°C IR(uA)	at 100°C IR(uA)
50 - 1000	1	50 - 75	HER101G-HER108G	DO-41	Glass	30	1	1 - 1.7	5	150 @125°C
50 - 1000	1	50 - 75	HER101-HER108	DO-41	Open Junction	30	1	1 - 1.7	5	100
50 - 1000	1	50 - 75	HER101SG-HER108SG	A-405	Glass	30	1	1 - 1.7	5	150 @125°C
50 - 1000	1	50 - 75	HER101S-HER108S	A-405	Open Junction	30	1	1 - 1.7	5	100
50 - 1000	1	50 - 75	HS1A-HS1M	SMA/DO-214AC	Glass	30	1	1 - 1.7	5	100 @125°C
50 - 1000	1	50 - 75	HT11G-HT18G	TS-1	Glass	30	1	1 - 1.7	5	150 @125°C
50 - 1000	1	50 - 75	HT11-HT18	TS-1	Open Junction	30	1	1 - 1.7	5	100
50 - 1000	1.5	50 - 75	HER151G-HER158G	DO-15	Glass	50	1.5	1 - 1.7	5	150 @125°C
50 - 1000	1.5	50 - 75	HER151-HER158	DO-15	Open Junction	50	1.5	1 - 1.7	5	100
50 - 1000	1.5	50 - 75	HS2A-HS2M	SMB/DO-214AA	Glass	50	1.5	1 - 1.7	5	100 @125°C
50 - 1000	2	50 - 75	HER201G-HER208G	DO-15	Glass	60	2	1 - 1.7	5	150 @125°C
50 - 1000	2	50 - 75	HER201-HER208	DO-15	Open Junction	60	2	1 - 1.7	5	100
50 - 1000	3	50 - 75	HER301G-HER308G	DO-201AD	Glass	125	3	1 - 1.7	10	200 @125°C
50 - 1000	3	50 - 75	HER301-HER308	DO-201AD	Open Junction	150	3	1 - 1.7	10	200
50 - 1000	3	50 - 75	HS3A-HS3M	SMC/DO-214AB	Glass	150	3	1 - 1.7	10	200 @125°C
50 - 1000	6	50 - 75	HER601G-HER608G	R-6	Glass	150	6	1 - 1.7	10	200 @125°C
50 - 1000	6	50 - 75	HER601-HER608	R-6	Open Junction	200	6	1 - 1.7	10	200
50 - 1000	8	50 - 80	HERA801G-HERA808G	TO-220A	Glass	150	8	1 - 1.7	10	400 @125°C
50 - 1000	8	50 - 80	HERAF801G-HERAF808G	ITO-220AC	Glass	150	8	1 - 1.7	10	400 @125°C
50 - 1000	10	50	HER1001G-HER1008G	TO-220	Glass	125	5	1 - 1.7	10	400 @125°C
50 - 1000	10	50 - 80	HERF1001G-HERF1008G	ITO-220AB	Glass	125	5	1 - 1.7	10	400 @125°C
50 - 1000	16	50 - 80	HER1601G-HER1608G	TO-220	Glass	125	8	1 - 1.7	10	400 @125°C
50 - 1000	16	50 - 80	HER1601PT-HER1608PT	TO-247AD	Glass	200	8	1 - 1.7	10	500 @125°C
50 - 1000	16	50 - 80	HERA1601G-HERA1608G	TO-220A	Glass	250	16	1 - 1.7	10	400 @125°C
50 - 1000	16	50 - 80	HERAF1601G-HERAF1608G	ITO-220AC	Glass	250	16	1 - 1.7	10	400 @125°C
50 - 1000	16	50 - 80	HERF1601G-HERF1608G	ITO-220AB	Glass	125	8	1 - 1.7	10	400 @125°C
50 - 1000	30	50 - 80	HER3001PT-HER3008PT	TO-247AD	Glass	300	15	1 - 1.7	10	500 @125°C

# Standard Bridge Rectifiers

Max. Reverse Voltage VRM (V)	Max. Aver. Rect. Current Io (A)	Peak Fwd./Rev. Surge Current IFSM (A)	Product Family	Package Outline	Passivation	Max. Fwd. Voltage at 25°C and Rated Io		Maximum Reverse Current at Rated VRM and TJ	
						Rated Io(A)	25°C VF(V)	at 25°C IR(uA)	at 100°C IR(uA)
200 - 1000	0.8	35	MBS2-MBS10	MBS	Glass	0.4	1	5	100@125°C
50 - 1000	1	30	KBP101G-KBP107G	KBP	Glass	1	1	10	500@125°C
50 - 1000	1	30	1W005-1W10	RB-15	Open Junction	1	1	10	500
50 - 1000	1	30	1W005M-1W10M	WOB	Open Junction	1	1	10	500
50 - 1000	1.5	40	W005-W10	RB-15	Open Junction	1	1	10	500
50 - 1000	1.5	40	W005M-W10M	WOB	Open Junction	1	1	10	500
50 - 1000	1.5	50	KBP151G-KBP157G	KBP	Glass	1.5	1	10	500@125°C
50 - 1000	1.5	50	W005G-W10G	RB-15	Glass	1	1	10	500@125°C
50 - 1000	1.5	50	W005GM-W10GM	WOB	Glass	1.5	1	10	500@125°C
50 - 1000	2	50	2W005GM-2W10GM	WOB	Glass	2	1.1	10	500
50 - 1000	2	50	2W005M-2W10M	WOB	Open Junction	2	1.1	10	500
50 - 1000	2	60	KBP201G-KBP207G	KBP	Glass	3.1	1.2	10	500@125°C
50 - 1000	3	60	SB305G-SB3100G	SB-3	Glass	1.5	1	10	500@125°C
50 - 1000	3	60	SB305-SB3100	SB-3	Open Junction	1.5	1.1	10	500
50 - 1000	3	80	KBP301G-KBP307G	KBP	Glass	3.1	1.1	10	500@125°C
50 - 1000	4	120	TS4B01G-TS4B07G	TS4B	Glass	4	1	5	500@125°C
50 - 1000	4	150	GBU401-GBU407	GBU	Glass	4	1	5	500@125°C
50 - 1000	4	150	KBL401G-KBL407G	KBL	Glass	4	1.1	10	500@125°C
50 - 1000	4	150	KBU401G-KBU407G	KBU	Glass	4	1	5	500@125°C
50 - 1000	4	200	KBL401-KBL407	KBL	Open Junction	4	1.1	10	500
50 - 1000	4	200	KBU401-KBU407	KBU	Open Junction	4	1	10	500
50 - 1000	6	150	TS6B01G-TS6B07G	TS6B	Glass	6	1	5	500@125°C
50 - 1000	6	150	TS6P01G-TS6P07G	TS6P	Glass	6	1	5	500@125°C
50 - 1000	6	175	GBU601-GBU607	GBU	Glass	6	1	5	500@125°C
50 - 1000	6	175	KBU601G-KBU607G	KBU	Glass	6	1	5	500@125°C
50 - 1000	6	175	SB601G-SB607G	SB-6	Glass	3	1.1	10	500@125°C
50 - 1000	6	175	SBT601G-SBT607G	SBT-6	Glass	3	1.1	10	500@125°C
50 - 1000	6	200	KBU601-KBU607	KBU	Open Junction	6	1	10	500
50 - 1000	6	200	SB601-SB607	SB-6	Open Junction	3	1	10	500
50 - 1000	6	200	SBT601-SBT607	SBT-6	Open Junction	3	1	10	500
50 - 1000	8	170	TS8P01G-TS8P07G	TS8P	Glass	8	1.1	5	500@125°C
50 - 1000	8	175	SB801G-SB807G	SB-10	Glass	4	1.1	5	500@125°C
50 - 1000	8	200	GBU801-GBU807	GBU	Glass	8	1	5	500@125°C
50 - 1000	8	200	KBU801G-KBU807G	KBU	Glass	8	1	5	500@125°C
50 - 1000	8	250	SB801-SB807	SB-10	Open Junction	4	1	10	500
50 - 1000	8	300	KBU801-KBU807	KBU	Open Junction	8	1.1	10	500
50 - 1000	10	170	TS10P01G-TS10P07G	TS6P	Glass	10	1.1	5	500@125°C

## Standard Bridge Rectifiers (cont.)

Max. Reverse Voltage VRM (V)	Max. Aver. Rect. Current Io (A)	Peak Fwd./Rev. Surge Current IFSM (A)	Product Family	Package Outline	Passivation	Max. Fwd. Voltage at 25°C and Rated Io		Maximum Reverse Current at Rated VRM and TJ	
						Rated Io(A)	25°C VF(V)	at 25°C IR(μA)	at 100°C IR(μA)
50 - 1000	10	175	SB101G-SB107G	SB-10	Glass	5	1.1	5	500@125°C
50 - 1000	10	200	KBU1001G-KBU1007G	KBU	Glass	10	1.1	5	500@125°C
50 - 1000	10	300	KBU1001-KBU1007	KBU	Open Junction	10	1.1	10	500
50 - 1000	10	300	SB101-SB107	SB-10	Open Junction	5	1.1	10	500
50 - 1000	15	200	SB1505-SB1510	SB35	Open Junction	7.5	1.1	10	n/a
50 - 1000	15	200	SB1505M-SB1510M	SB35-M	Open Junction	7.5	1.1	10	n/a
50 - 1000	15	200	SB1505W-SB1510W	SB35-W	Open Junction	7.5	1.1	10	n/a
50 - 1000	15	200	TS15P01G-TS15P07G	TS6P	Glass	15	1.1	10	500@125°C
50 - 1000	15	300	GBPC15-35	GBPC	Glass	7.5	1.1	5	n/a
50 - 1000	15	300	GBPC15-35	GBPC-M	Glass	7.5	1.1	5	n/a
50 - 1000	15	300	GBPC15-35	GBPC-W	Glass	7.5	1.1	5	n/a
50 - 1000	15	300	SB1505G-SB1510G	SB35	Glass	7.5	1.1	5	n/a
50 - 1000	15	300	SB1505GM-SB1510GM	SB35-M	Glass	7.5	1.1	5	n/a
50 - 1000	15	300	SB1505GW-SN1510GW	SB35-W	Glass	7.5	1.1	5	n/a
50 - 1000	20	250	TS20P01G-TS20P07G	TS6P	Glass	20	1.1	10	500@125°C
50 - 1000	25	300	GBPC15-35	GBPC	Glass	12.5	1.1	5	n/a
50 - 1000	25	300	GBPC15-35	GBPC-M	Glass	12.5	1.1	5	n/a
50 - 1000	25	300	GBPC15-35	GBPC-W	Glass	12.5	1.1	5	n/a
50 - 1000	25	300	SB2505-SB2510	SB35	Open Junction	12.5	1.1	10	n/a
50 - 1000	25	300	SB2505G-SB2510G	SB35	Glass	12.5	1.1	5	n/a
50 - 1000	25	300	SB2505M-SB2510M	SB35-M	Open Junction	12.5	1.1	10	n/a
50 - 1000	25	300	SB2505GM-SB2510GM	SB35-M	Glass	12.5	1.1	5	n/a
50 - 1000	25	300	SB2505W-SB2510W	SB35-W	Open Junction	12.5	1.1	10	n/a
50 - 1000	25	300	SB2505GW-SN2510GW	SB35-W	Glass	12.5	1.1	5	n/a
50 - 1000	25	300	TS25P01G-TS25P07G	TS6P	Glass	25	1.1	10	500@125°C
50 - 1000	35	400	GBPC15-35	GBPC	Glass	17.5	1.1	5	n/a
50 - 1000	35	400	GBPC15-35	GBPC-M	Glass	17.5	1.1	5	n/a
50 - 1000	35	400	GBPC15-35	GBPC-W	Glass	17.5	1.1	5	n/a
50 - 1000	35	400	SB3505-SB3510	SB35	Open Junction	17.5	1.1	10	n/a
50 - 1000	35	400	SB3505G-SB3510G	SB35	Glass	17.5	1.1	5	n/a
50 - 1000	35	400	SB3505M-SB3510M	SB35-M	Open Junction	17.5	1.1	10	n/a
50 - 1000	35	400	SB3505GM-SB3510GM	SB35-M	Glass	17.5	1.1	5	n/a
50 - 1000	35	400	SB3505W-SB3510W	SB35-W	Open Junction	17.5	1.1	10	n/a
50 - 1000	35	400	SB3505GW-SN3510GW	SB35-W	Glass	17.5	1.1	5	n/a
50 - 1000	40	400	GBPC40-50	GBPC40	Glass	20	1.1	10	n/a
50 - 1000	40	400	GBPC40-50	GBPC40-M	Glass	20	1.1	10	n/a
50 - 1000	50	400	GBPC40-50	GBPC40	Glass	25	1.1	10	n/a
50 - 1000	50	400	GBPC40-50	GBPC40-M	Glass	25	1.1	10	n/a

## Superfast Bridge Rectifiers

Max. Reverse Voltage VRM (V)	Max. Aver. Rect. Current I <sub>o</sub> (A)	Peak Fwd./Rev. Surge Current IFSM (A)	Product Family	Package Outline	Passivation	Maximum Reverse Current at Rated VRM and TJ		Max.Rev. Recovery Time T <sub>rr</sub> (ns)
						@ 25°C IR(μA)	@ 100°C IR(μA)	
50-200	4	120	TSS4B01G-TSS4B03G	TS4B	Glass	5	500@125°C	35

## High Efficiency Bridge Rectifiers

Max. Reverse Voltage VRM (V)	Max. Aver. Rect. Current I <sub>o</sub> (A)	Peak Fwd./Rev. Surge Current IFSM (A)	Product Family	Package Outline	Passivation	Max.Fwd. Voltage at 25°C and Rated I <sub>o</sub>		Maximum Reverse Current at Rated VRM and TJ		Max.Rev. Recovery Time T <sub>rr</sub> (ns)
						Rated I <sub>o</sub> (A)	25°C VF(V)	at 25°C IR(μA)	at 125°C IR(μA)	
50 - 1000	1	50	HDB101G-HDB107G	DB	Glass	1	1	5	500	50
50 - 1000	1	50	HDBS101G-HDBS107G	DBS	Glass	1	1	5	500	50

## Switching Diodes

Max. Reverse Voltage VRM (V)	Max. Aver. Rect. Current I <sub>o</sub> (A)	Max.Rev. Recovery Time T <sub>rr</sub> (ns)	Product Family	Package Outline	Peak Fwd./Rev. Surge Current IFSM (A)	Max.Fwd. Voltage at 25°C and Rated I <sub>o</sub>		Maximum Reverse Current at Rated VRM and TJ	
						Rated I <sub>o</sub> (A)	25°C VF(V)	at 25°C IR(μA)	at 100°C IR(μA)
100	0.15	4	1N4148	DO-35	0.5	0.01	1	5.0 (@75V)	50 (@70V/150°C)
100	0.15	2	1N4148W	SOD-123	2.0	0.001	0.715	1.0(@75V)	50 (@75V/150°C)
100	0.15	4	BAL99	SOT-23	2	0.001	0.715	2.5(@75V)	50 (@75V/150°C)
100	0.15	2	BAV16W	SOD-123	2.0	0.001	0.715	1.0(@75V)	50 (@75V/150°C)
100	0.15	4	BAV70	SOT-23	2	0.001	0.715	2.5(@75V)	50 (@75V/150°C)
100	0.15	4	BAV99	SOT-23	2	0.001	0.715	2.5(@75V)	50 (@75V/150°C)
100	0.15	4	BAW56	SOT-23	2	0.001	0.715	2.5(@75V)	50 (@75V/150°C)
100	0.15	4	MMBD7000	SOT-23	4	0.001	0.7	1.0(@50V)	00 (@50V/125°C)
100	0.2	4	BAS16	SOT-23	2	0.001	0.715	1.0(@75V)	50 (@75V/150°C)
100	0.2	4	MMBD4148	SOT-23	2	0.001	0.715	1.0(@75V)	50 (@75V/150°C)
100	0.2	4	MMBD914	SOT-23	2	0.001	0.715	1.0(@75V)	50 (@75V/150°C)
100	0.25	4	1N4448W	SOD-123	0.5	0.001	1	2.5(@75V)	50 (@75V/150°C)
100	0.25	4	MMBD4448	SOT-23	4	0.001	0.715	2.5(@75V)	50 (@75V/150°C)
100	0.25	4	MMBD4448H	SOT-23	4	0.005	0.72	100(@75V)	50 (@75V/150°C)
120	0.2	50	BAS19	SOT-23	2.5	0.1	1	0.1	15
120	0.2	50	BAV19W	SOD-123	2.5	0.1	1	0.1	15
200	0.2	50	BAS20	SOT-23	2.5	0.1	1	0.1	15
200	0.2	50	BAV20W	SOD-123	2.5	0.1	1	0.1	15
250	0.2	50	BAS21	SOT-23	2.5	0.1	1	0.1	15
250	0.2	50	BAV21W	SOD-123	2.5	0.1	1	0.1	15
250	0.2	50	BAV23S	SOT-23	9	0.1	1	0.1	100

# Small Signal Schottky Diodes

Max. Reverse Voltage VRM (V)	Max. Aver. Rect. Current Io (A)	Max. Rev. Recovery Time Trr (ns)	Product Family	Package Outline	Peak Fwd./Rev. Surge Current IFSM (A)	Max. Fwd. Voltage at 25°C and Rated Io		Maximum Reverse Current at Rated VRM and TJ	
						Rated Io(A)	25°C VF(V)	at 25°C IR(µA)	at 100°C IR(µA)
20	0.35		SD103CW	SOD-123	1.5			5(@10V)	
20	0.5		B0520LW	SOD-123	5.5	0.1/0.5	0.3/0.385	1.0(@10V)	5000(@10V)
30	0.2	5	BAT42W	SOD-123	4	0.01	0.4	0.5(@25V)	100(@25V)
30	0.2	5	BAT43W	SOD-123	4	0.002	0.33	0.5(@25V)	100(@25V)
30	0.2		BAT54	SOT-23	0.6	0.0001	0.24	2.0(@25V)	
30	0.35		SD103BW	SOD-123	1.5			5(@20V)	
30	0.5		B0530W	SOD-123	5.5	0.1/0.5	0.375/0.430	20(@15V)	-
40	0.15	1	SD101CW	SOD-123	0.05	0.001	0.39	0.2(@30V)	
40	0.2	5	BAS40	SOT-23	0.6	0.001	0.38	0.2(@30V)	
40	0.35		SD103AW	SOD-123	1.5		0.37	5(@30V)	
40	0.5		B0540W	SOD-123	5.5	0.1/0.5	- / 0.510	10(@20V)	5000(@40V)
40	0.5		BAT400D	SOT-23	3	0.01	0.3	30/50(@10V/30V)	
50	0.15	1	SD101BW	SOD-123	0.05	0.001	0.4	0.2(@40V)	
60	0.15	1	1N6263W	SOD-123	0.5	0.001	0.41	0.2(@50V)	
60	0.15	1	SD101AW	SOD-123	0.05	0.001	0.41	0.2(@50V)	
70	0.07	5	BAS70	SOT-23	0.1	0.001	0.41	0.1(@50V)	
70	0.15	1	1N5711W	SOD-123	0.15	0.001	0.41	0.2(@50V)	
100	0.075		BAT46W	SOD-123	0.75	0.0001	0.25	0.5(@1.5V)	

# Zener Diodes

Power Dissipation (W)	Nominal Zener Voltage VZ at IZT (V)	Product Family	Package Outline
0.3	2.7 - 51	AZ23C2V7 - AZ23C51	SOT-23
0.3	2.7 - 51	DZ23C2V7 - DZ23C51	SOT-23
0.35	2.4 - 51	BZX84C2V4 - BZX84C51	SOT-23
0.35	2.4 - 39	MMBZ5221B - MMBZ5259B	SOT-23
0.5	2.4 - 51	BZT52C2V4 - BZT52C51	SOD-123
0.5	2.4 - 39	MMSZ5221B - MMSZ5259B	SOD-123
1.0	11-100	1N4741A - 1N4764A	DO-41
1.0	110-200	1M110Z - 1M200Z	DO-41
1.0	11 - 200	1SMA4741 - 1SMA200Z	SMA/DO-214AC
1.5	11 - 68	1SMA5926 - 1SMA5945	SMA/DO-214AC

# Transient Voltage Suppressors

## Unidirectional TVS

Max. Clamping Voltage at IPPM Vc (V)	Power Dissipation (W)	Product Family	Package Outline	Breakdown Voltage		Max. Peak Pulse Current IPPM (A)
				Min. (V)	Max (V)	
9.2 - 304	300	SMAJ Series	SMA/DO-214AC	6.4 - 189	7 - 231	34 - 1.0
10.5 - 631	400	P4KE SERIES	DO-41	6.46 - 396	7.14 - 484	40 - 0.7
10.5 - 287	400	P4SMA Series	SMA/DO-214AC	6.46 - 180	7.14 - 220	40 - 1.4
9.2 - 304	500	SA Series	DO-15	6.4 - 189	7 - 231	57 - 1.7
10 - 88	500	SAC Series	DO-15	7.6 - 55.5	9.21 - 68.3	44 - 5.8
10.5 - 631	600	P6KE Series	DO-15	6.46 - 396	7.14 - 484	60 - 1.0
10.5 - 287	600	P6SMB Series	SMB/DO-214AA	6.46 - 180	7.14 - 220	50 - 2.1
9.2 - 304	600	SMBJ Series	SMB/DO-214AA	6.4 - 189	7 - 231	68 - 2.0
10.5 - 631	1500	1.5KE Series	DO-201	6.46 - 396	7.14 - 484	150 - 2.4
10.5 - 287	1500	1.5SMC Series	SMC/DO-214AB	6.46 - 180	7.14 - 220	150 - 5.4
9.2 - 304	1500	SMCJ Series	SMC/DO-214AB	6.4 - 189	7 - 231	171 - 5.1

## Bidirectional TVS

Max. Clamping Voltage at IPPM Vc (V)	Power Dissipation (W)	Product Family	Package Outline	Breakdown Voltage		Max. Peak Pulse Current IPPM (A)
				Min (V)	Max (V)	
9.2 - 304	300	SMAJ Series	SMA/DO-214AC	6.4 - 189	7 - 231	34 - 1.0
10.5 - 631	400	P4KE Series	DO-41	6.46 - 396	7.14 - 484	40 - 0.7
10.5 - 287	400	P4SMA Series	SMA/DO-214AC	6.46 - 180	7.14 - 220	40 - 1.4
9.2 - 304	500	SA Series	DO-15	6.4 - 189	7 - 231	57 - 1.7
10.5 - 631	600	P6KE Series	DO-15	6.46 - 396	7.14 - 484	60 - 1.0
10.5 - 287	600	P6SMB Series	SMB/DO-214AA	6.46 - 180	7.14 - 220	50 - 2.1
10.5 - 631.0	1500	1.5KE Series	DO-201	6.46 - 396	7.14 - 484	150 - 2.4
9.2 - 304	1500	SMCJ Series	SMC/DO-214AB	6.4 - 189	7 - 231	171 - 5.1
10.5 - 287	1500	1.5SMC Series	SMC/DO-214AB	6.46 - 180	7.14 - 220	150 - 5.4



**Silicon Standard Corp. – Worldwide Headquarters**

2900 Gordon Ave., Suite 100

Santa Clara, CA 95051, USA

Phone +1 (408) 737-8000

Fax +1 (408) 762-2888

**Silicon Standard Corp. – Asia Pacific Branch Office**

2<sup>nd</sup> floor, Number 45, Section 1, Minguan E. Road,

Taipei (Postal Code 104),

Taiwan,

Phone +886-2-2595-8063

Fax +886-2-2586-3058

**Please refer to [www.SiliconStandard.com](http://www.SiliconStandard.com) for your local sales representative and distributor contact information throughout the world.**

Information furnished by Silicon Standard Corp. is believed to be accurate and reliable. However, Silicon Standard Corp. makes no guarantee or warranty, expressed or implied, as to the reliability, accuracy, timeliness or completeness of such information and assumes no responsibility for its use, or for infringement of any patent or other intellectual property rights of third parties that may result from its use. Silicon Standard Corp. reserves the right to make changes it deems necessary to any products described herein for any reason including, without limitation, enhancements in reliability, functionality or design. No license is granted, either expressly or by implication, in relation to the use of any product described herein or to the provided use of any information herein, under any patent or other intellectual property rights of Silicon Standard Corp. or any third parties.



**SILICON STANDARD CORP.**  
**www.siliconstandard.com**



recycled fiber